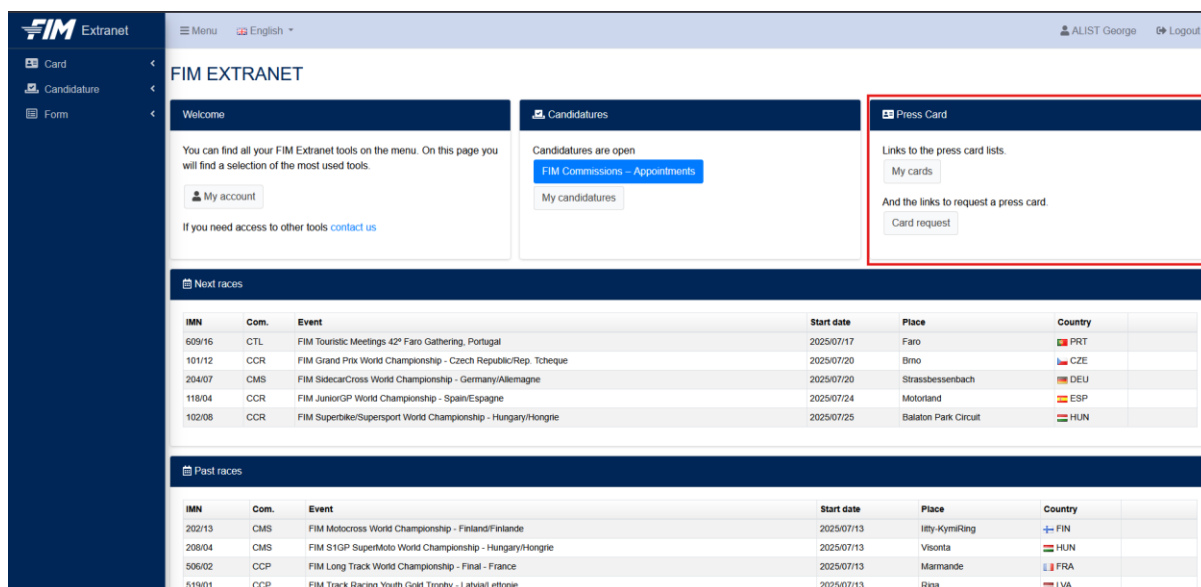


## Procedure for applying for a press card

1. First go the Extranet [login page](#). Enter your login details and you will be taken to the home page where you can access the press card application form.



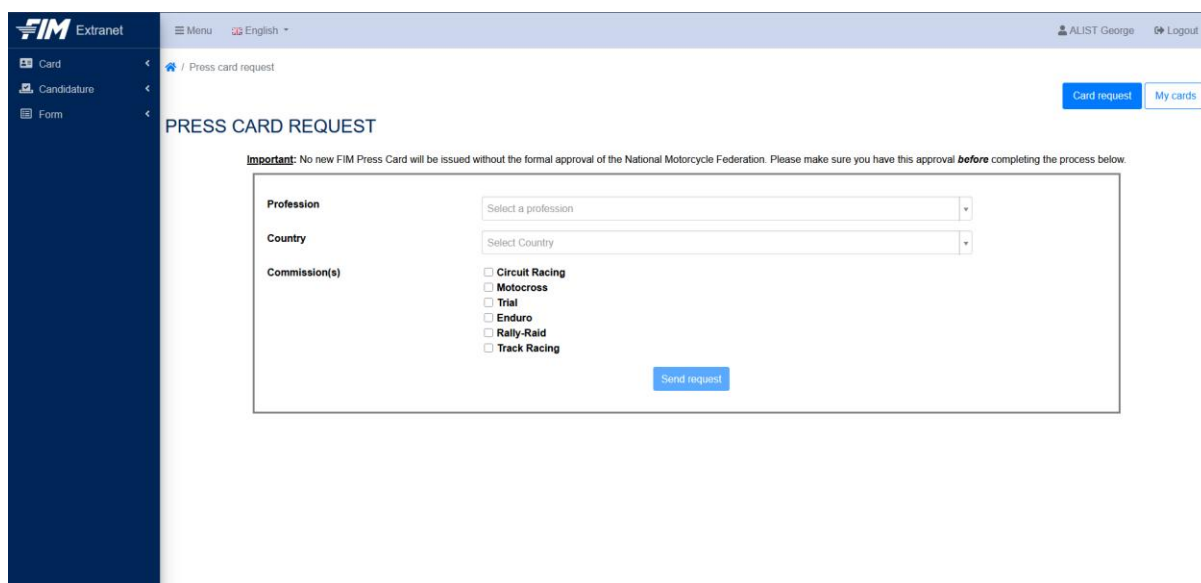
The screenshot shows the FIM Extranet home page. The left sidebar contains links for 'Card', 'Candidature', and 'Form'. The main content area is titled 'FIM EXTRANET' and includes a 'Welcome' message, a 'My account' button, and a 'contact us' link. There are three main sections: 'Candidatures' with a link to 'FIM Commissions - Appointments', 'Press Card' with links to 'My cards' and 'Card request', and 'Next races' with a table of upcoming events. Below this is a 'Past races' section with another table of past events.

IMN	Com.	Event	Start date	Place	Country
609/16	CTL	FIM Touristic Meetings 42° Faro Gathering, Portugal	2025/07/17	Faro	PRT
101/12	CCR	FIM Grand Prix World Championship - Czech Republic/Rep. Tchèque	2025/07/20	Brno	CZE
204/07	CMS	FIM SidecarCross World Championship - Germany/Allemagne	2025/07/20	Strassbessenbach	DEU
118/04	CCR	FIM JuniorGP World Championship - Spain/Espagne	2025/07/24	Motorland	ESP
102/08	CCR	FIM Superbike/Supersport World Championship - Hungary/Hongrie	2025/07/25	Balaton Park Circuit	HUN

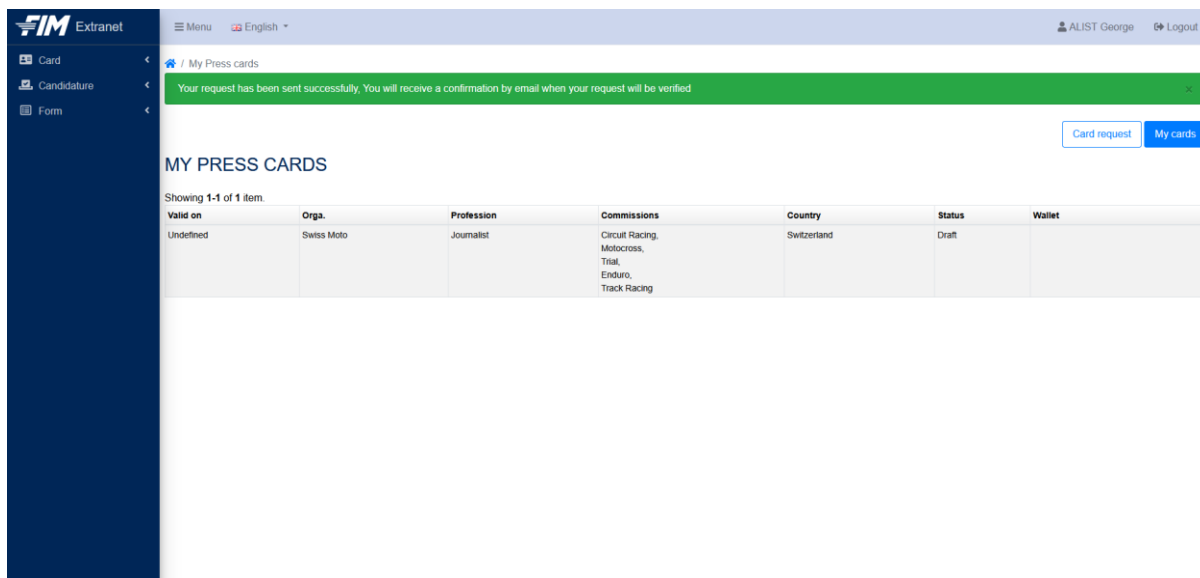
IMN	Com.	Event	Start date	Place	Country
202/13	CMS	FIM Motocross World Championship - Finland/Finlande	2025/07/13	Iitty-KymiRing	FIN
208/04	CMS	FIM S1GP Supermoto World Championship - Hungary/Hongrie	2025/07/13	Visonta	HUN
506/02	CCP	FIM Long Track World Championship - Final - France	2025/07/13	Marmande	FRA
519/01	CCP	FIM Track Racing Youth Gold Trophy - Latvia/Lettonie	2025/07/13	Riga	LVA

2. Fill in the required fields and submit the request.



The screenshot shows the 'PRESS CARD REQUEST' form in the FIM Extranet. The form includes a 'Card request' button and a 'My cards' button. Below these is a 'Send request' button. The form fields are: 'Profession' (dropdown), 'Country' (dropdown), and 'Commission(s)' (checkboxes for Circuit Racing, Motocross, Trial, Enduro, Rally-Raid, and Track Racing). An important note at the top states: 'Important: No new FIM Press Card will be issued without the formal approval of the National Motorcycle Federation. Please make sure you have this approval before completing the process below.'

- Once the request has been submitted, the FIM will review it and your card will be pending validation.



The screenshot shows the FIM Extranet interface. On the left is a dark blue sidebar with a menu containing 'Card', 'Candidature', and 'Form'. The main content area has a light blue header with 'Menu', 'English', and user information 'ALIST George' with a 'Logout' link. Below the header is a green notification bar stating: 'Your request has been sent successfully. You will receive a confirmation by email when your request will be verified'. Below this is a section titled 'MY PRESS CARDS' with a 'Card request' button and a 'My cards' button. A table shows 'Showing 1-1 of 1 item.' with columns: Valid on, Orga., Profession, Commissions, Country, Status, and Wallet. The table contains one row with the following data:

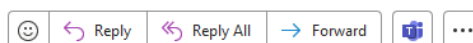
Valid on	Orga.	Profession	Commissions	Country	Status	Wallet
Undefined	Swiss Moto	Journalist	Circuit Racing, Motocross, Trial, Enduro, Track Racing	Switzerland	Draft	

- You will receive a confirmation email if your request is accepted.

#### FIM Extranet - Press card validation



FIM Extranet <extranet@fim.ch>  
To: george.alist@test.com



Dear Sir or Madam,

We are please to inform you that your press card request has been validated.

You can now download your card in your Apple Wallet or Google Wallet on your press card list.

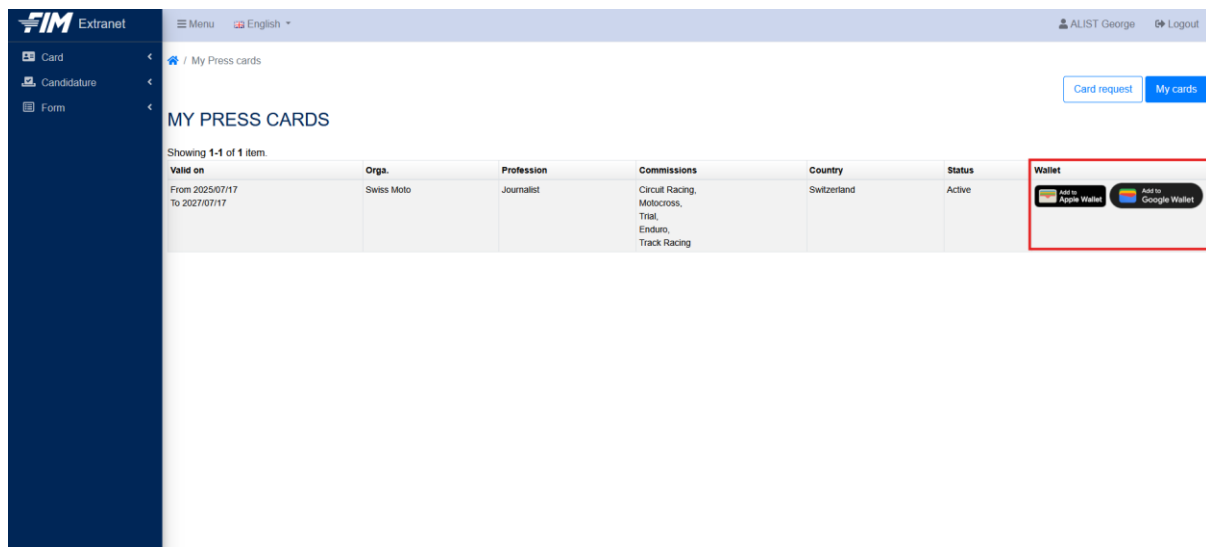
Click here to accceed to your press card list : [link](#) .

For more information please contact [support@fim.ch](#)

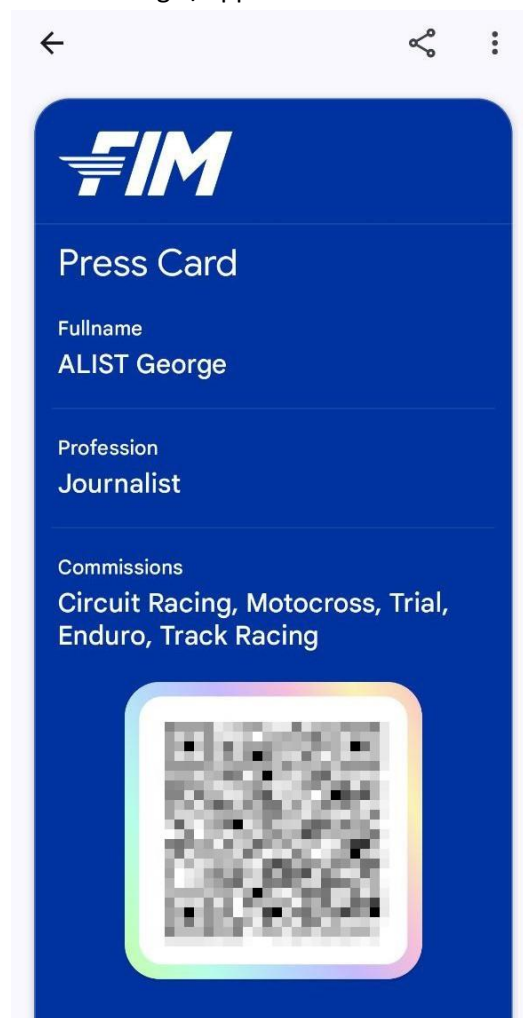
Kind regards,

FIM Communication

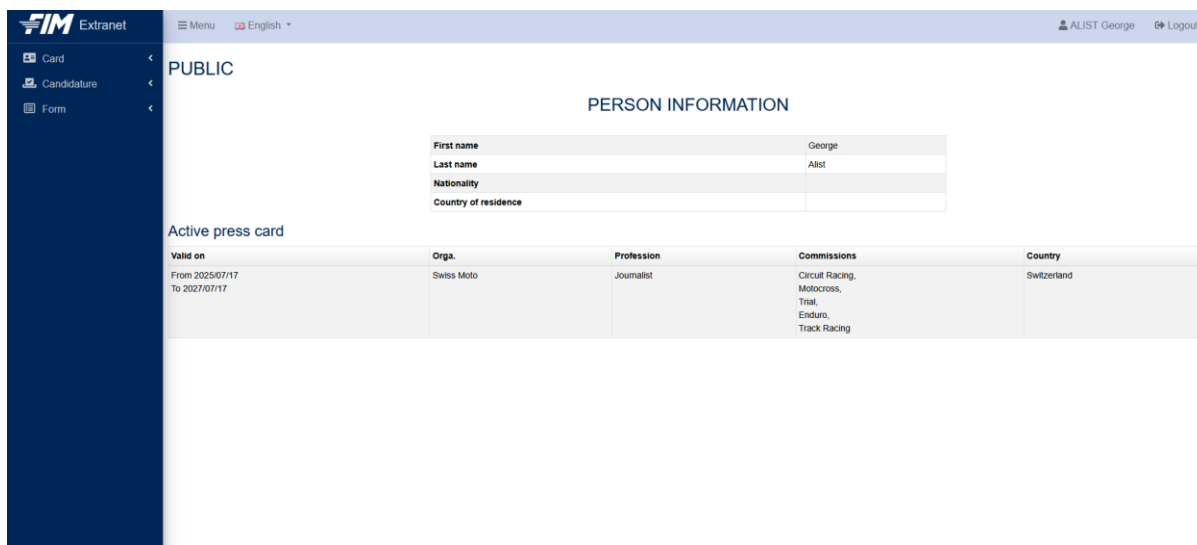
- Once validated, the card status is active and remains valid for two years from the date of validation. Under 'Wallet', you can retrieve your virtual card on Google or Apple Wallet by scanning a QR code.



- Example of a virtual card on Google/Apple Wallet



7. By scanning the QR code, you will be redirected to your public page where you can check whether the information displayed on the virtual card is correct.



The screenshot shows the FIM Extranet interface. On the left is a dark blue sidebar with a menu containing 'Card', 'Candidature', and 'Form'. The main content area is titled 'PUBLIC' and 'PERSON INFORMATION'. It displays a table with personal details: First name (George), Last name (Alist), Nationality, and Country of residence. Below this is a section for the 'Active press card' with a table showing valid dates, organization, profession, commissions, and country.

First name	George
Last name	Alist
Nationality	
Country of residence	

**Active press card**

Valid on	Orga.	Profession	Commissions	Country
From 2025/07/17 To 2027/07/17	Swiss Moto	Journalist	Circuit Racing, Motocross, Trial, Enduro, Track Racing	Switzerland